

USER MANUAL

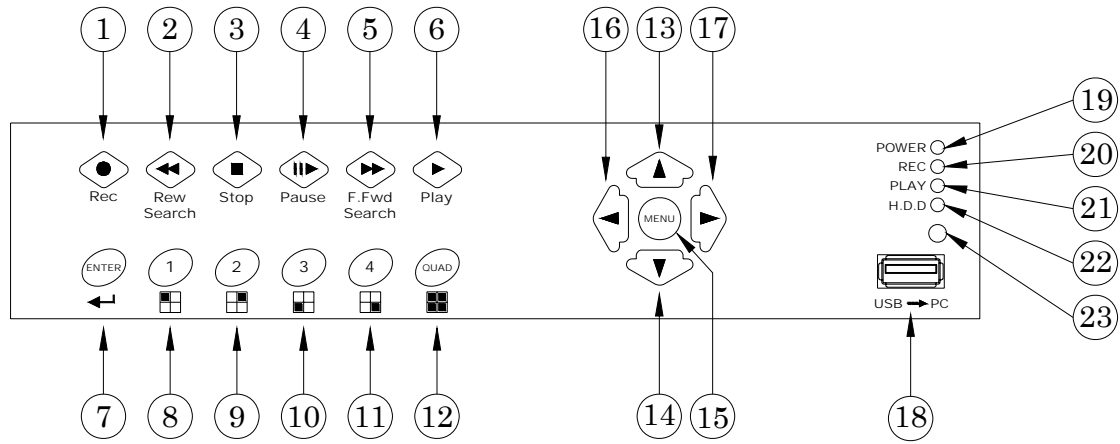
Quick Install Guide






4 CHANNELS DIGITAL VIDEO RECORDER (DVR)

<Please refer to CD-ROM for more details>

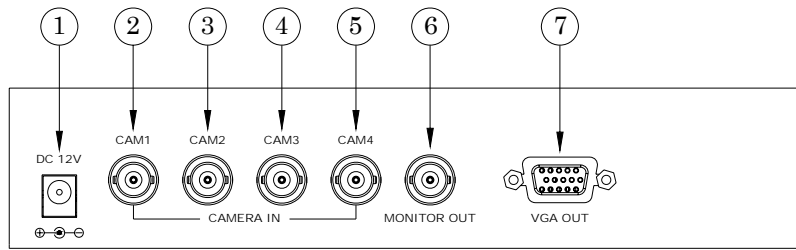
Hardware Overview

A. Front Panel Layout Overview



| Part | Label | DVR Function | Part | Label | DVR Function |
|------|---|---|------|---|---|
| 1 |  1 | Channel 1 Full screen & number 1. | 2 |  2 | Channel 2 Full screen & number 2. |
| 3 |  3 | Channel 3 Full screen & number 3. | 4 |  4 | Channel 4 Full screen & number 4. |
| 5 |  Quad | Quad screen: All cameras are displayed. | 6 | ENTER | Make choose or move into MENU item. |
| 7 | Rec | Recording button. | 8 | Rew Search | ×16 fast reward. |
| 9 | Stop | Press Stop to stop playback or recording. | 10 | Pause | Pause & Picture by Picture forward. |
| 11 | F.Fwd Search | From ×4, ×8, ×16 fast forward. | 12 | Play | Play button & get into quick time search. |
| 13 | ▲ | Move upward or increase the number. | 14 | ▼ | Move downward or decrease the number. |
| 15 | MENU | Press MENU to go into or exit menu. | 16 | ◀ | Move leftward or decrease the number |
| 17 | ▶ | Move rightward or increase the number. | 18 | USB → PC | USB connector , Image Backup |
| 19 | POWER | Power status LED. | 20 | REC | Recording status LED. |
| 21 | PLAY | Playback status LED. | 22 | H.D.D | H.D.D LED |
| 23 | IR Receiver | Accept IR Remote Controller | | | |

B. Back Panel Layout Overview



| Part | Label | Function |
|------|------------------|--|
| 1 | Power connector | DC12V Power Adaptor in. |
| 2-5 | CAM1 、 2 、 3 、 4 | Camera 1 、 2 、 3 、 4 video input with BNC connector. |
| 6 | MONITOR OUT | Composite video output with BNC connector. |
| 7 | VGA OUT | Connect to CRT or LCD monitor. (Option) |

Specifications

| Image System | | NTSC | PAL |
|-----------------------------|---------|--|-------------------|
| Resolution | Display | 720 × 480 | 720 × 576 |
| | Record | 640 × 224 | 640 × 272 |
| Video Input | | BNC × 4 | |
| Video Output | | BNC × 1 | |
| Display Frame | | 4 × 30 fields/sec | 4 × 25 fields/sec |
| Recording Frame Rate (QUAD) | | Max 30 fps | Max 25 fps |
| Recording Frame Rate (MUX) | | Max 30 / 4 fps | Max 25 / 4 fps |
| Storage Media | | 1 IDE Hard Disk | |
| Image Format | | M-JPEG | |
| Compress Rate | | Low : 8K bytes/field Medium : 10K bytes/field High : 15K bytes/field Best : 20K bytes/field | |
| Recording Mode | | Manual / Alarm / Schedule | |
| Playback Speed | | Fast Forward ×4 ×8 ×16 Fast Reverse ×16 Frame by Frame Forward Playback | |
| Image Adjustable | | Brightness / Contrast / Hue | |
| On Screen Display & Setup | | Time/Date/Setup Menu | |
| Password Control | | One for HDD format | |
| Event List | | Max. 63 records/H.D.D | |
| Motion Detection | | Yes | |
| Buzzer | | Yes | |
| Video loss | | Yes | |
| Key Lock | | Yes | |
| IR Remote Controller | | Yes | |
| Backup | | USB (PC Link) | |
| VGA out put | | Optional | |
| Power Input | | DC 12 V / 3A | |
| Dimensions (W×H×D) | | 218 (W) × 44 (H) × 202 (D) mm | |
| Operation Temperature | | 0 - 45°C | |